

SOHoline and SOHO Slimline



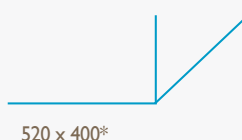

“The SOHoline and SOHO Slimline offer a modular, sturdy and compact design”

Ideal installation for;

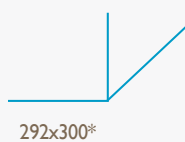

- Offices
- Branch Offices
- Schools
- Computer Aided Classes
- Government Offices
- Hotels



SOHoline 19" enclosures



SOHoline 10" enclosures



Estap SOHoline 19"/10" modular wall mounting cabinets provide an economical solution for wall mount networking application. This series is a range of wall mounted enclosures for use in offices, factories or any places where a reduced amount of space is required. Again the aesthetics create a pleasing and professional look. Attention to style with a glass front door, enclosures can be deployed in the most demanding of office environments when design really matters. Various hinge and panel arrangements offer numerous mounting possibilities and adjustable access space to reach devices inside the cabinet. This allow the SOHoline mounting enclosures to be used in almost all locations.



* Please check drawing pages for cabinet sizes.

19" D=300, 19" D=400 - 10" D=300

STANDARD DIMENSIONS:

Height: 6U - 19"
Width: 520 mm
Depth: 300 mm

Height: 7U/9U/12U - 19"
Width: 520 mm
Depth: 400 mm

Height: 6U - 10"
Width: 292 mm
Depth: 300 mm

LOAD CARRYING CAPACITY: 30 kg

COLOUR:

RAL 9005 black



RAL 7035 light grey



STANDARDS:

ISO 9001 :2008 Quality Management Systems
ISO 14001: 2004 Environmental Management System
19" mounting to IEC 297-1
EN 61587-1 mechanical structures (cabinets for electronic equipment)
Overall cabinet dimensions for IEC 297-2

KEY FEATURES

Easy to access

Front door features a full-length smoked and shatterproof glass door with integral locking mechanism. Rear door; removable with 4 screws.

Cable access

Pre-punched two cable entry opening, one on top, one on bottom. Standard shipping configuration, the top cable entry with brush, and the bottom cable entry with PVC cover plate. To allow of cables to enter from bottom, the PVC plate must be replaced with the brushed plate.

Construction

Rigid frame construction in steel sheet, rapidly dismantled with 3 screws per corner. Top base is vented, pre-punched holes are available for top mount cooling system. 19" mounting angles (front/2 ea.) allow for flexible configuration and are adjustable in depth. Extensive range of accessories.

Modular flatpack desing

Reduce*;

- % 70 SHIPMENT COSTS
- % 50 LABOUR COSTS

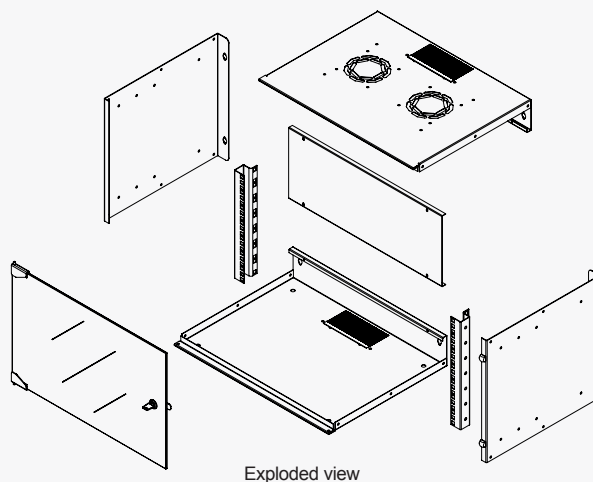
Packaging:

Unit comes in a FLAT PACK, max assembly time 5 min** per cabinet.

* Mixed size and mixed quantity.

** Measured values by Estap.





Exploded view

MAIN PART NUMBER STRUCTURE

SOHO - HHU - DD

Product range SOHoline	U height	Width & Depth
SOHO	HHU	DD
SOHO	06U	30
	7U	40
	9U	
	12U	

OPTIONS



MX

Colour options
MX
M01
M02

MAIN PART NUMBER STRUCTURE

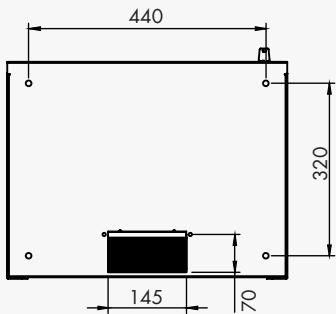
SOHO: SOHoline wall mounting product range 19"
HHU : "U" height
DD : Depth (Width=520 mm)

OPTIONS

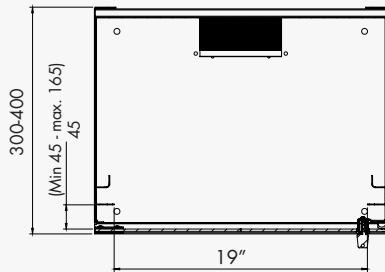
MX : Colour options
M01= RAL 9005 black 
M02= RAL 7035 light grey 

SOHoline 19" wall mounting cabinets 520 x 300 mm and 520 x 400 mm

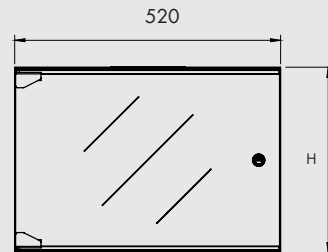
Part number	Product definition (mm)	U size	Width: overall (mm)	Depth: overall (mm)	Height: vertical mounting profile (mm)	Height: overall (mm)
SOHO06U30	06U 520x300	6	520	300	267	319
SOHO7U40	7U 520x400	7	520	400	312	359
SOHO9U40	9U 520x400	9	520	400	401	448
SOHO12U40	12U 520x400	12	520	400	535	520



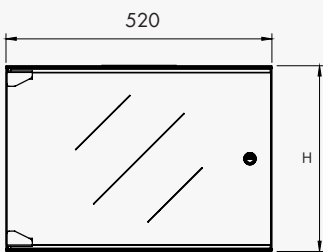
Bottom view



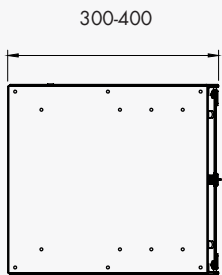
Mounting profile




Front view



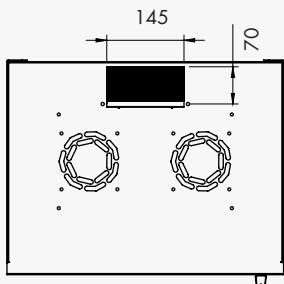
Front view



Side view

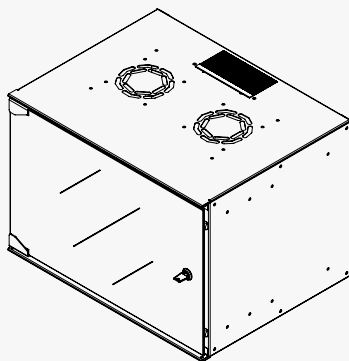


Back view

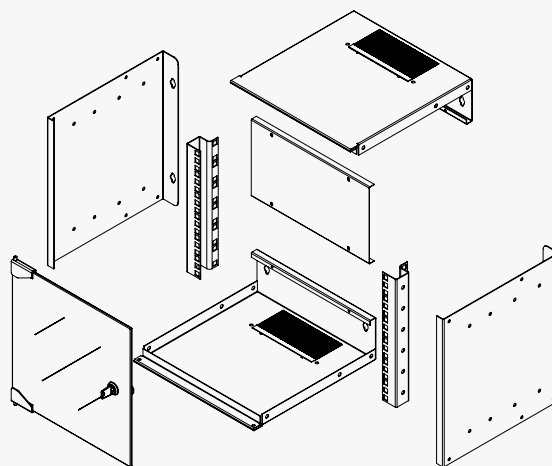


Top view

H= Enclosure height



Iso view



Exploded view

MAIN PART NUMBER STRUCTURE

SOHO - HHU - DD

Product range SOHoline	U height	Width & Depth
SOHO	+	+
SOHO	HHU	DD
	6U	25

OPTIONS

MX

Colour options
MX
M01
M02

MAIN PART NUMBER STRUCTURE

SOHO: SOHoline wall mounting product range 10" *

HHU : "U" height

DD : Depth (depth=300 mm)

OPTIONS

MX : Colour options

M01 = RAL 9005 black

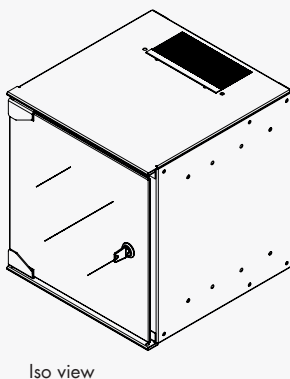
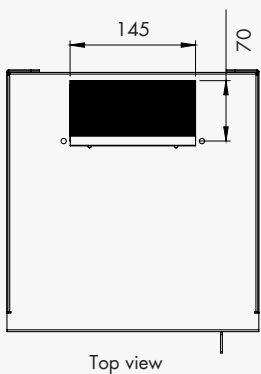
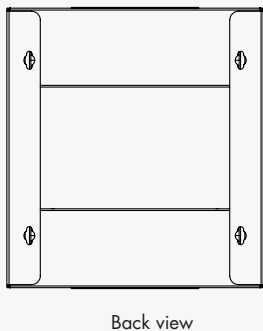
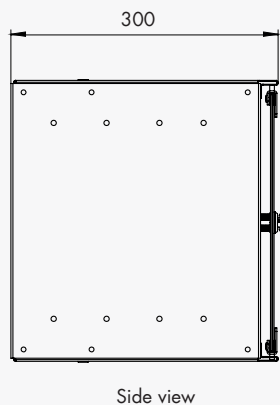
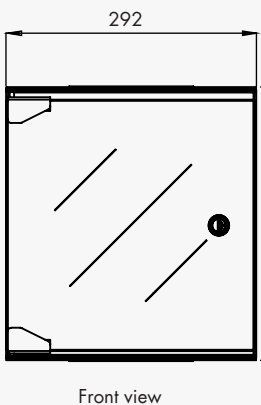
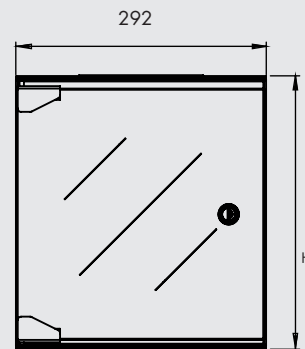
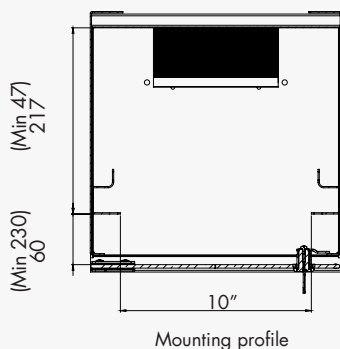
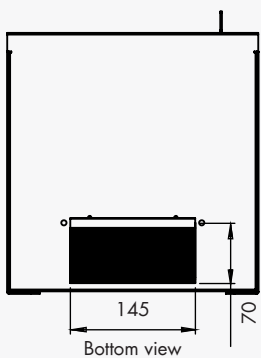
M02 = RAL 7035 light grey



SOHoline 10" wall mounting cabinets 292 x 300 mm

Part number	Product definition (mm)	U size	Width: overall (mm)	Depth: overall (mm)	Height: vertical mounting profile (mm)	Height: without levelling feet (mm)	Height: overall (mm)
SOHO6U25	10" 6U wall mounting cabinet	6	292	300	267	319	334

* 10" = 254 mm



H= Enclosure height



TESTS AND CERTIFICATIONS

Environment

EN61587-1/4.2, IEC60068-2-1, IEC60068-2-2, IEC60068-2-30, IEC60917 and IEC60297

Industrial environment

EN61587-1/4.3, IEC60068-2-42, IEC60068-2-43 and IEC60068-2-49, IEC60068-2-1, IEC60917 and IEC60297

Static mechanical structure load test

EN61587-1 / 5.2.1, IEC60917 and IEC60297

Static mechanical structure stability

EN61587-1 / 5.2.2, IEC60917 and IEC60297

Dynamic load, vibration and mechanical stroke

EN61587-1 / 5.3.1, EN61587-1 / 5.3.3, IEC60917, IEC60297, IEC62208

Grounding continuity

EN61587-1 / 6.2, IEC60917 and IEC60297

Fire and flame resistance

EN61587-1 / 6.3, IEC60917 and IEC60297

Corrosion

ISO9227 and ASTM B 117-85, IEC60917 and IEC60297

IP protection degree

IP20 accordingly EN61587-1 / 6.4, IEC60529, IEC60917 and IEC60297

Transportation

ETS300019-1-2 Class2.3

Storage

ETS300019-1-1 Class1.2

Security

EN60950_LVD

PURCHASED PRODUCT CERTIFICATIONS

Sheet steel

DIN EN 10130 – 99 Ereğli DC- 01 6112, 7122, RoHS

Electrostatic powder coating

ISO 9001, ISO 2178, ISO 2813, ISO 6272, ISO 8130-5, ISO 8130-3, RoHS

Fan

ISO 9001, CE (89/336/EEC EMC, 73/23/EEC LVD), RoHS

Glass

ISO 9001, EN 12150 – 1:2000 tempered and secure

Fixings

DIN 7985, DIN 965, DIN 7981, DIN 934, DIN 985, DIN 933, RoHS

Castors

TS EN 12530, TS EN 12532, RoHS

Lock

DIN 1743, DIN 53571, RoHS

KEY FEATURES

Main framework must be with a structure which increases mechanical resistance and offer aesthetic appearance, manufactured with “U” shaped side panels closing on the top and bottom case for framework stability. Manufactured and tested to provide axial (x, y, z) resistance that meets EN 61587-1 / 5.2.1 and 5.2.2, and external impact resistance that meets EN 61587-1 / 5.3.3.

Bottom and upper case have a structure which increases resistance and strength of cabinet; monoblock bended top and bottom housing cases provide increased stability. Each side panel body is screwed to top and bottom cases with M5x10 screws. Cable access at top case is via a brushed access plate that blocks dust inlet.

A plastic cable entry cover plate housed at bottom case can be replaced with the brushed cable entry on top; of cables to enter from bottom.

Rear panel in standard mechanically locked with 4 screws from inside.

Side panels are non-opening screwed style, for maximum stability.

Front door is glass which is tempered, anti-static, secure and smoked glass (4 mm thickness), according to EN 12150-1:2000 standard. It can open 220 degrees, is removable and lockable Vented top panel housing with a dedicated space for ventilation, fan module system allows easy installation of max. 2 fans.

19”(inch) mounting angles for 2 ea. in front are part of the cabinets interior configuration.

The cabinet meets EN 61587-1, IEC 60917, IEC 60297 standards, RoHS compliancy, Gost and TSE certified.

Cabinets are manufactured in our factory which has ISO 9001:2008 Quality Assurance System and our responsibility for environment with ISO 14001:2004 Environmental Management System.

TECHNICAL SPECIFICATIONS

Custom number

85380000 / 85381000 / 853710990019

Packs of (ea.)

1

Shipping structure

Flat pack / if requested specially, can be delivered assembled

Mounting surface

Wall mounting

Load carrying capacity (kg.)

30

Certification on product

TSE, Gost

Surface finish

Electrostatic powder coated c/with surface treatment , 80
+/- 5 micron paint thickness and tested according to
IEC 60068-2-1,2-2, 2-30,2-42, 2-43, 2-49, 2-11

STANDARD PRODUCT

Standard colour

RAL 7035, RAL 9005

IP protection standard

IP20

FRONT DOOR

Shatterproof glass

Glass

4 mm thickness full-length smoked, shatterproof, tempered,
secure

Front door construction

Single door opening with barrel type lock

Front door lock

Barrel type, single point locking

Hinge system

Pin system with screws

Door opening angle and swapping

220 degree, possible to swap one side to the other

SIDE PANEL

Solid metal, 1,5 mm. Left and right (2 ea.)

Construction

Fixed

Lock

No lock

REAR DOOR

Solid metal, 1,0 mm

Rear door construction

Mechanically locked with 4 screws from inside

FRAMEWORK

Top and bottom base units

Solid metal 1,2 mm

Top and bottom base units construction

Monoblock multi-folded system

Uprights

Solid metal, 1,5 mm

Uprights construction

Tightly fixed into top and bottom base units,
Side panels function as main upright units of cabinet

INTERIOR PARTS

19" mounting angles

Solid metal, 1,5 mm,

3 times folded as C profile system

2 ea. in front,

Assembled as 19" or 10"

Zinc plated, passivated, 8-12 micron

Adjustable in depth



For CUSTOMIZED PRODUCTS rather than
above options, please contact sales department.



FREQUENTLY USED ACCESSORIES SELECTION CHART FOR SOHoline 19" and 10"


Estap has a wide range of accessories: Fixed shelves, sliding shelves, cooling units, cable managements, cable rings, organisers, trays and so on...

* See the other accessories part numbers and definitions on pages 173-213.

Please state colour choice in your orders.

M01=RAL 9005 Black and M02= RAL 7035 Light grey

Frequently used accessories selection table



SOHoline / Shelves Part numbers	Enclosure sizes*		
	520x300 (19")	520x400 (19")	292x300 (10")
Fixed shelves (rack mount)	E44RAK20	E44RAK25 /E44RAK30	SOHSR10



SOHoline / Fan units Part numbers	Enclosure sizes*		
	520x300 (19")	520x400 (19")	292x300 (10")
1 Fan unit with on/off switch	M11HV1FW	M11HV1FW	-
2 Fan unit with on/off switch	M11HV2FW	M11HV2FW	-
1 Fan unit with thermostat unit	M11HV1FW T	M11HV1FW T	-
2 Fan unit with thermostat unit	M11HV2FW T	M11HV2FW T	-



SOHoline / PDU Part numbers	Enclosure sizes*		
	520x300 (19")	520x400 (19")	292x300 (10")
6 way PDU with 1x16A CCT breaker, 1U	M446AL_ES	M446AL_ES	-
1U 10" 3way power strip c/w cable and on/off switch	-	-	SOHTGP3P



SOHoline / Cable Management Part numbers	Enclosure sizes*		
	520x300 (19")	520x400 (19")	292x300 (10")
1U cable management panel	E44ORG1U	E44ORG1U	SOHORG10 KNC



SOHoline / Fixing Part numbers	Enclosure sizes*		
	520x300 (19")	520x400 (19")	292x300 (10")
Fixings/ M6 cagenut, washer, screw package (1 sets=20 pcs.)	KFS6X15	KFS6X15	KFS6X15

* Please check drawing pages for cabinet sizes.

LOAD CARRYING CAPACITY: 80 kg

COLOUR:

RAL 9005 black



RAL 7035 light grey



STANDARDS:

ISO 9001 :2008 Quality Management Systems
ISO 14001:2004 Environmental Management System
19" mounting to IEC 297-1
EN 61587-1 mechanical structures (cabinets for electronic equipments)
Overall cabinet dimensions to IEC 297-2

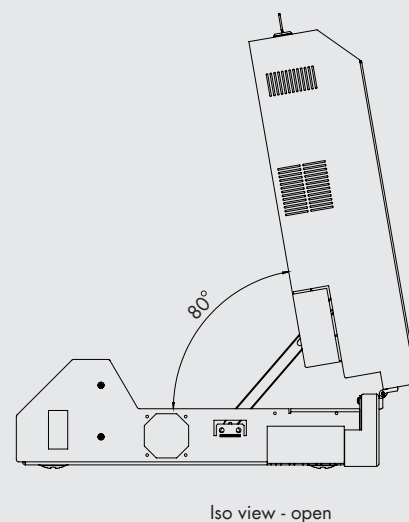
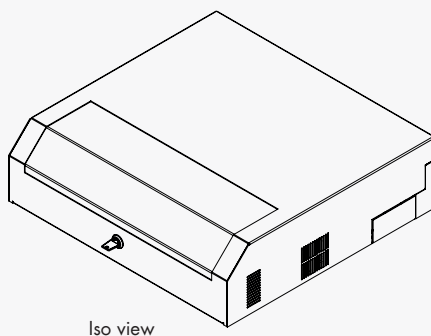
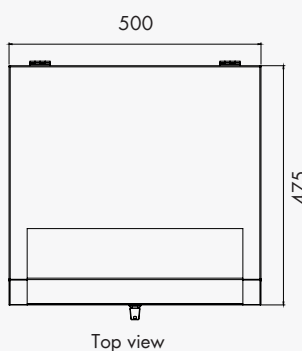
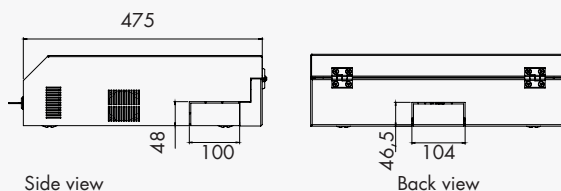
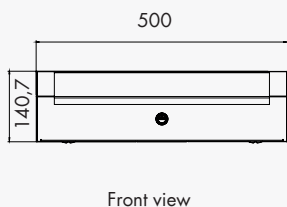
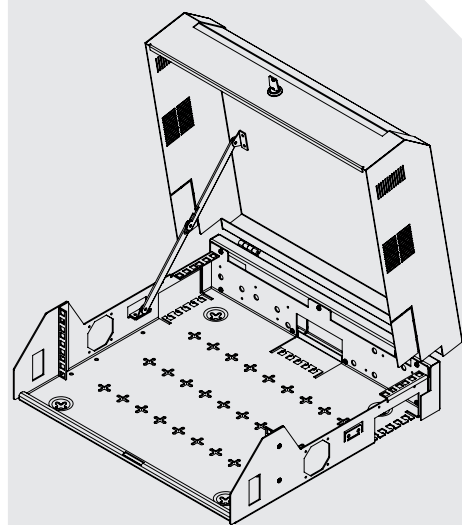
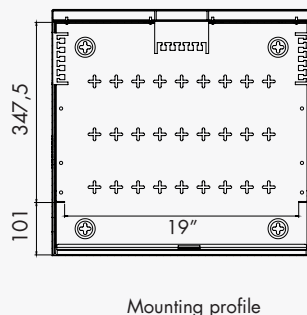
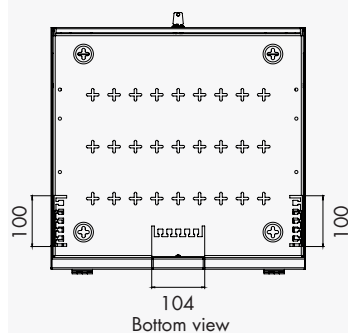
ESTAP SOHO Slimline 19" wall mounting cabinets provide an aesthetic, functional, decorative and economic solution for cabling installations. This series is a range of wall mounted cabinets used in offices for horizontal segments where a reduced amount of "U" height is required. Again the aesthetics creating a pleasing and professional look. The SOHO Slimline features a modular, sturdy and compact design, ideal installation for;

- Offices
- Computer Aided Classes
- Schools
- Government Offices
- Hotels
- Branch Offices

KEY FEATURES

- Easy to access
- Completely opening front door
- Lockable
- Mechanical distance holder
- Large cable openings for multi-cable entry
- Fast installation, low manpower
- Save time and cost reduction
- Heavy duty base plate
- Punched holes for fixing any device or cable management
- 19" device mounting capacity (2 vertical + 3 horizontal)
- Prepunched fan holes
- Plexi glass front window in front door
- Heavy duty hinges
- Slim depth only 140 mm
- Sturdy and strong steel construction
- Well Packaged: Shrink plastic wrapped on top of by high density cardboard. Corners are supported with styrofoam.





H= Enclosure height

SOHO Slimline 19" wall mounting type

Part number	Product definition (mm)	U size	Width: overall (mm)	Depth: overall (mm)	Height: vertical (mm)
SLM007	19" wall mounting cabinets 5U: 3U+2U	5	500	475	140